

IFP EN

UKRAINE versus TURKEY:  
a tale of transit countries

by

Pierre Terzian

Director, PETROSTRATEGIES

June 18, 2014

# 1991

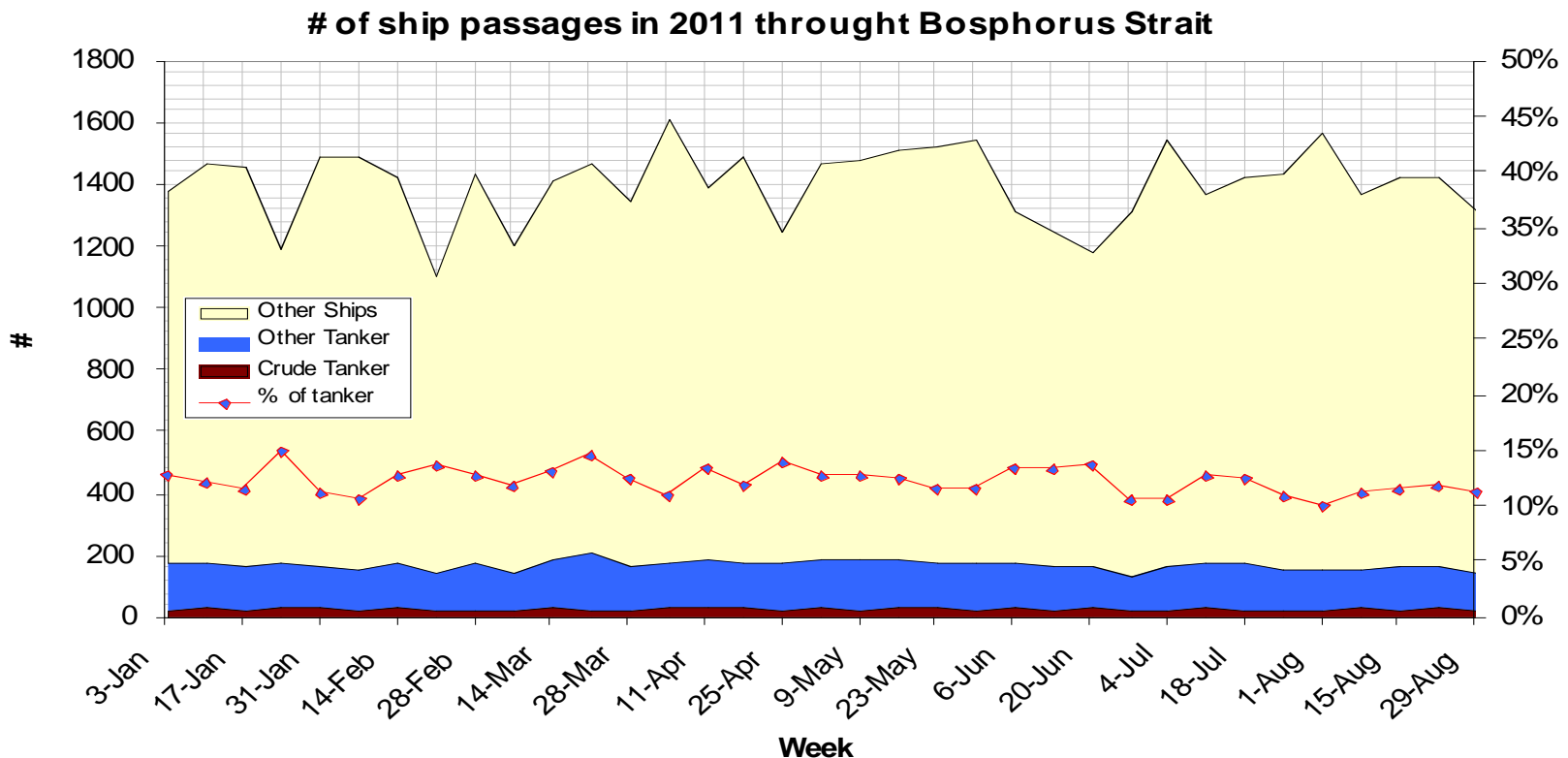
- Ukraine commands to 100 % of Russian gas exported to Europe (\$3 billion/annum transit fees in 2013)
- Russia is source of 80 % of gas and 65 % of oil consumed in Ukraine
- Turkey commands to only one transit pipeline (Iraq-Mediterranean)

# 2014

- Ukraine commands to 24 % of Russian gas exported to Europe (\$1 billion dollars/annum transit fees)
- Still heavily dependent on Russian oil & gas (looking for “reverse flow”)
- Turkey has multiple transit lines built and planned (Iraq, Azerbaijan, Iran, Israel?)
- Turkey enjoys diversified supply sources




# Turkey: « save the Bosphorus »

## 900 tankers/yr 2012 vs 1200 in 2003



# Pipe options to « save the Bosphorus »



-  Refineries
-  Main oil fields
-  Main existing oil and gas pipelines

## Oil and gas pipelines projects supported by:

-  Russia
-  Turkey and Russia
-  Europe

# Turkey oil & gas pipe network



# Turkey's future transit lines



# Ukraine gas line network





# Ukraine vs. Turkey: oil & gas in 2019

- Ukraine can be totally by-passed with Nord and South Stream gas lines
- Ukraine can have an idle transit capacity of 145 billion cubic meter/annum of gas
- Turkey will have a transit capacity of 2.5 million barrels/day of oil
- Turkey will also have a transit capacity of 32 billion cubic meter/annum of gas



CROATIA

HUNGARY



ROMANIA

KISHINEV

BOSNIA AND HERZEGOVINA

SARAJEVO

BELGRADE



SERBIA

BUCHAREST

Constanza

MONTENEGRO

PODGORICA



South Stream Serbia AG

SOFIA



BULGARIA



South Stream Bulgaria AD

Varna

ADRIATIC SEA

TIRANA

MACEDONIA

ALBANIA

Otranto



Thank you